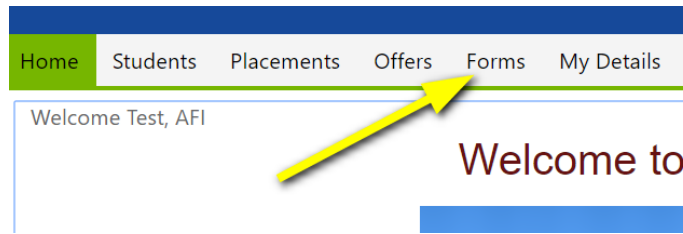
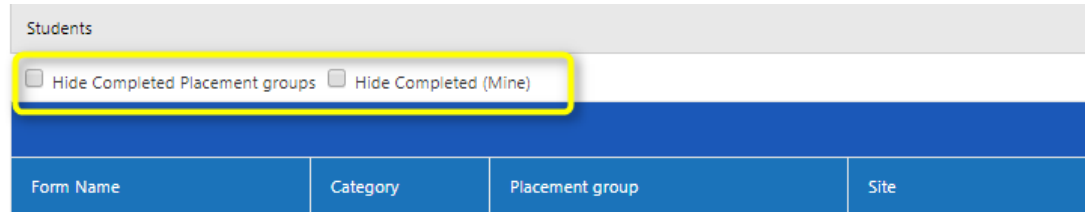


SONIA How-To: AFI Learning Agreement

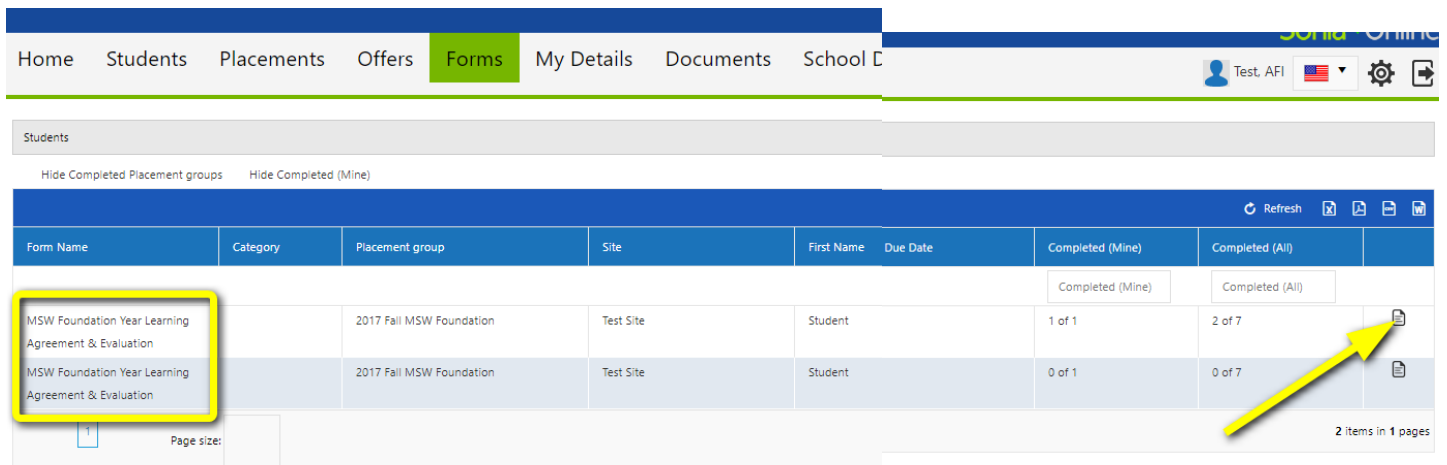
1. Click on “Forms.”



2. Make sure both of the below boxes are unchecked.



3. Find the “Learning Agreement and Evaluation” Forms and click on the paper icon to view.



4. Review “Learning Activities” for each Competency.

Competency 2.1.1: Identify as a professional social worker and conduct oneself

#	Practice Behaviors	Learning Activities
PB 1.1	Advocate for client access to the services of social work.	
PB 1.2	Practice personal reflection and self-correction to assure continual professional development.	
PB 1.3	Attend to professional roles and boundaries.	
PB 1.4	Demonstrate professional demeanor in behavior.	
PB 1.5	Engage in career-long learning.	
PB 1.6	Use supervision and consultation.	

A yellow bracket on the right side of the table indicates that students fill in this information in the 'Learning Activities' column.

EVALUATION Comments (completed by Agency Field Instructor at the end of each semester)

5. Scroll to the end of the form and find the area shown to the right. Answer the questions (required) and type in any notes.

Agency Field Instructor: Learning Agreement Approval

I have reviewed this Learning Agreement with my student.
 Yes No

I accept this learning agreement as written I am requesting modifications (see below)

Requested Changes (if applicable):

Save Draft Agency Field Instructor Learning Agreement Submit

6. Save to come back later. Submit to finalize.